



2010-2011 GMT Reports for District (or Undistricted) District N 1 PRINCE EDWARD

GMT: **TERRY GRAHAM**

Location: **PRINCE EDWARD ISLAND**

GMT CA: **2**

CLUBS

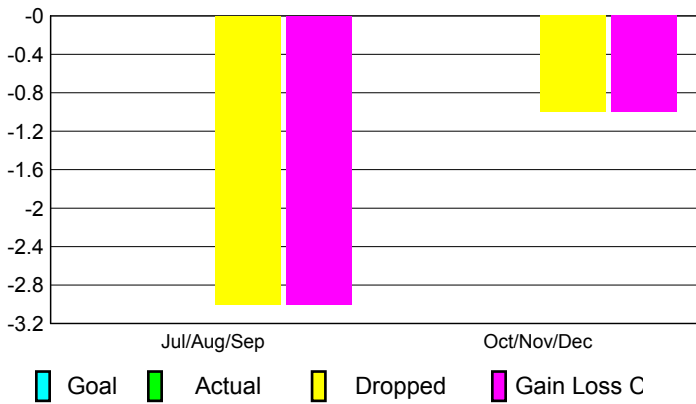
Club Results 2010-2011

Clubs 2009-2010

Month	New Club Goal	Actual New Clubs	Actual Dropped Clubs	Gain/Loss of Clubs	Gain/Loss of Clubs
Jul/Aug/Sep	0	0	-3	-3	0
Oct/Nov/Dec	0	0	-1	-1	0
Totals	0	0	-4	-4	0

Club Results 2010-2011

Goal, New, Dropped, Gain/Loss



MEMBERSHIP

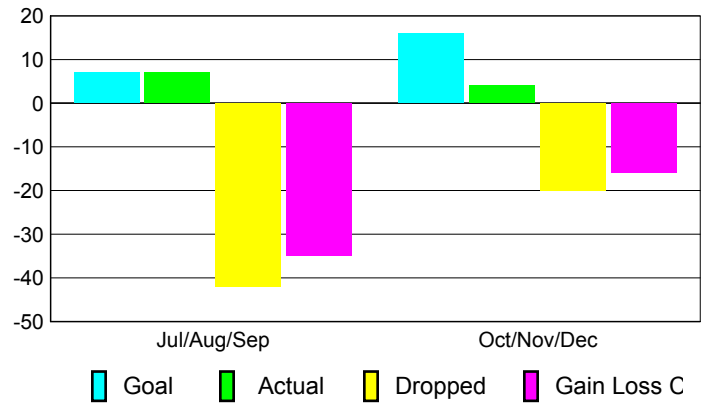
Membership Results 2010-2011

Membership 2009-2010

Month	Net Memb Goal	Actual New Memb	Actual Dropped Memb	Gain/Loss of Memb	Gain/Loss of Memb
Jul/Aug/Sep	7	7	-42	-35	3
Oct/Nov/Dec	16	4	-20	-16	0
Totals	23	11	-62	-51	3

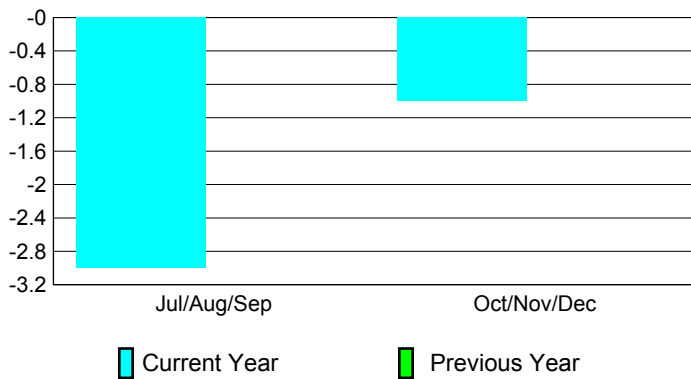
Membership Results 2010-2011

Goal, New, Dropped, Gain/Loss



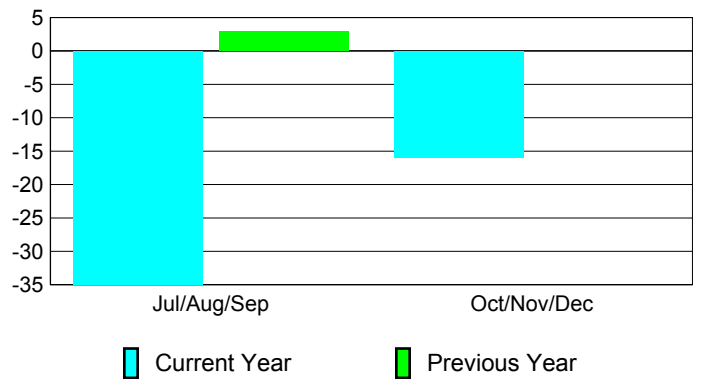
Comparison of Club Gain/Loss

Current Year Compared to the Previous Year




Comparison of Membership Gain/Loss

Current Year Compared to the Previous Year

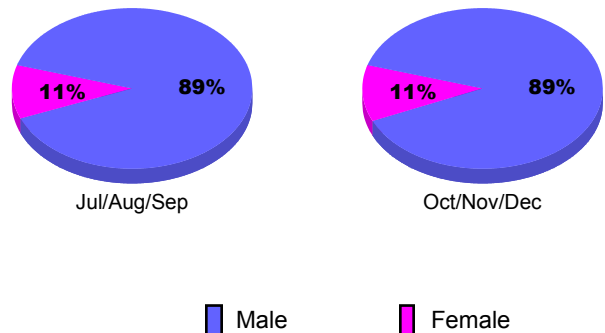


YTD Status Quo Clubs 2010-2011

Status Quo Clubs Compared to Status Quo Members



Gender Comparison 2010-2011





2010-2011 GMT Reports for District (or Undistricted) **District N 1 MAINE**

GMT: **TERRY GRAHAM**

Location: **MAINE**

GMT CA: **2**

CLUBS

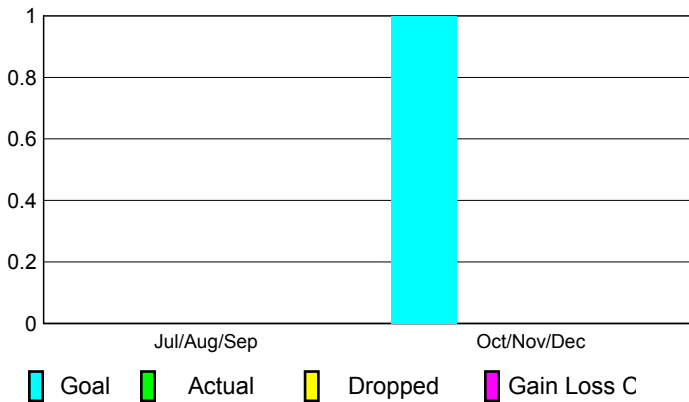
Club Results
2010-2011

Clubs
2009-2010

Month	New Club Goal	Actual New Clubs	Actual Dropped Clubs	Gain/Loss of Clubs	Gain/Loss of Clubs
Jul/Aug/Sep	0	0	0	0	0
Oct/Nov/Dec	1	0	0	0	0
Totals	1	0	0	0	0


Club Results 2010-2011

Goal, New, Dropped, Gain/Loss




Comparison of Club Gain/Loss

Current Year Compared to the Previous Year



YTD Status Quo Clubs 2010-2011

Status Quo Clubs Compared to Status Quo Members



MEMBERSHIP

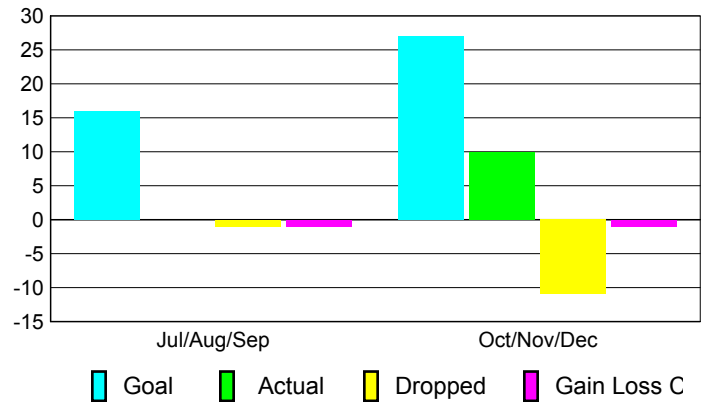
Membership Results
2010-2011

Membership
2009-2010

Month	Net Memb Goal	Actual New Memb	Actual Dropped Memb	Gain/Loss of Memb	Gain/Loss of Memb
Jul/Aug/Sep	16	0	-1	-1	-6
Oct/Nov/Dec	27	10	-11	-1	1
Totals	43	10	-12	-2	-5

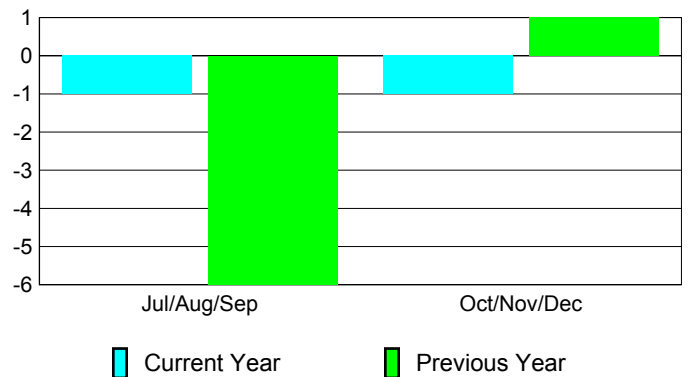
Membership Results 2010-2011

Goal, New, Dropped, Gain/Loss

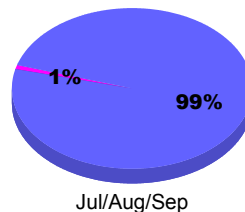


Comparison of Membership Gain/Loss

Current Year Compared to the Previous Year



Gender Comparison 2010-2011



Male

Female



2010-2011 GMT Reports for District (or Undistricted) District N 1 NEW BRUNSWICK

GMT: **TERRY GRAHAM**

Location: **NEW BRUNSWICK**

GMT CA: **2**

CLUBS

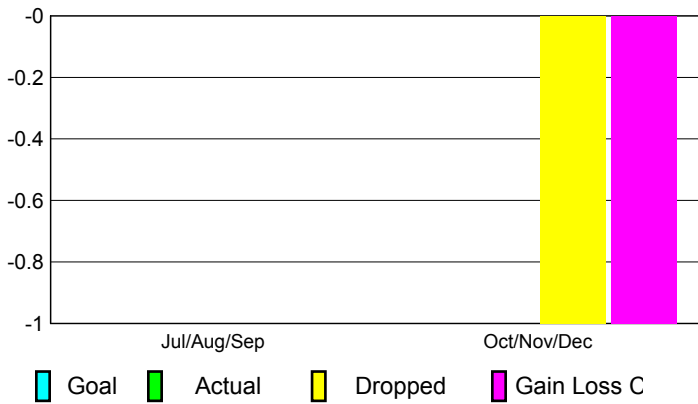
Club Results 2010-2011

Clubs 2009-2010

Month	New Club Goal	Actual New Clubs	Actual Dropped Clubs	Gain/Loss of Clubs	Gain/Loss of Clubs
Jul/Aug/Sep	0	0	0	0	0
Oct/Nov/Dec	0	0	-1	-1	0
Totals	0	0	-1	-1	0

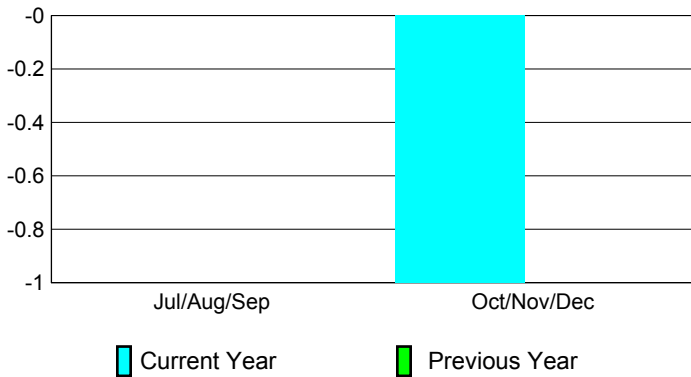
Club Results 2010-2011

Goal, New, Dropped, Gain/Loss




Comparison of Club Gain/Loss

Current Year Compared to the Previous Year



YTD Status Quo Clubs 2010-2011

Status Quo Clubs Compared to Status Quo Members



MEMBERSHIP

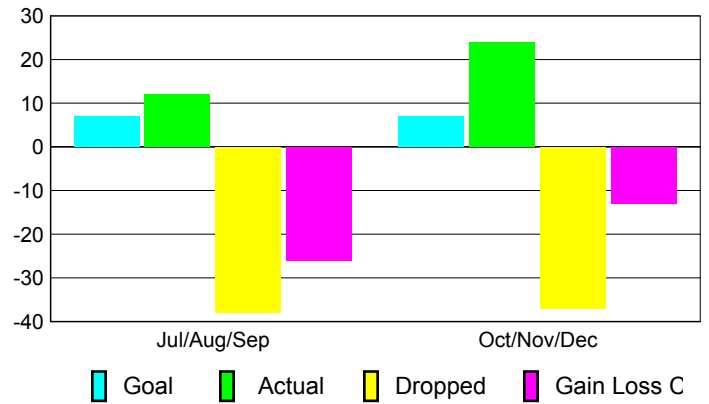
Membership Results 2010-2011

Membership 2009-2010

Month	Net Memb Goal	Actual New Memb	Actual Dropped Memb	Gain/Loss of Memb	Gain/Loss of Memb
Jul/Aug/Sep	7	12	-38	-26	0
Oct/Nov/Dec	7	24	-37	-13	3
Totals	14	36	-75	-39	3

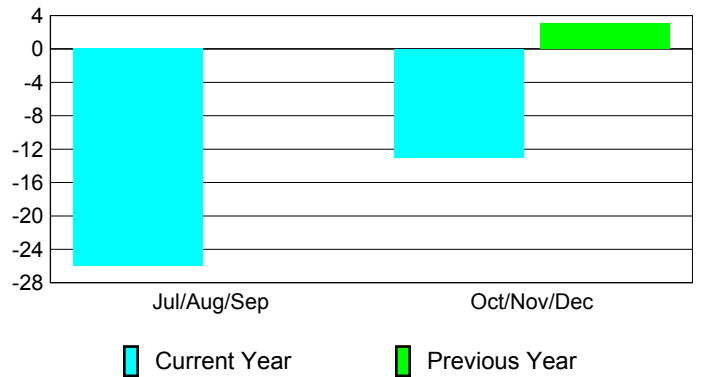
Membership Results 2010-2011

Goal, New, Dropped, Gain/Loss

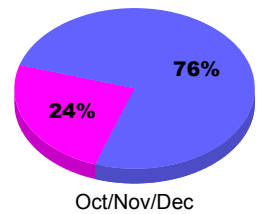
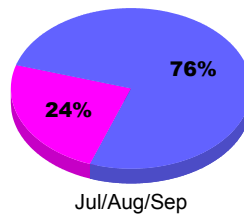


Comparison of Membership Gain/Loss

Current Year Compared to the Previous Year



Gender Comparison 2010-2011



Male

Female